

ANNUAL REPORT	SIGNED
ENTERED	KG
CHECKED	
AUDITED	
SUMMARIZED	
CLOSED	

*State of New Hampshire*

**Public Utilities Commission**

Concord

**Sewer Utilities**

**ANNUAL REPORT  
OF**

**Bedford Waste Services, Corp**

(Exact Legal Name of Respondent)


(If name was changed during the year, show previous name and date of change)

n/a

FOR THE YEAR ENDED DECEMBER 31, 2015

Officer or other person to whom correspondence should be addressed regarding this report:

Name: Stephen P. St. Cyr  
 Title: Manager  
 Address: P.O. Box 2400, Biddeford, Me. 04005  
 Telephone #: (207) 423-0215



INFORMATION SHEET

1. Name of the Utility: Bedford Waste Services Corp.

2. Officer or Individual to whom the **ANNUAL REPORT** should be mailed:

Name: There is no need to mail the **ANNUAL REPORT**  
Title: unless there are changes to the report.  
Street:  
City/State/Zip Code

3. Telephone including Area Code:

4. Officer or Individual to whom the **N. H. UTILITY ASSESSMENT TAX** should be mailed:

Name: Stephen P. St. Cyr  
Title: Manager  
Company Name: Bodwell Waste Services Corp.  
Address: P. O. Box 2400  
City/State/Zip Code: Biddeford, Me. 04005


5. Telephone including Area Code: 207-423-0215

6. The names and titles of principal general officers are: **(Effective: 01-01-16)**

<u>Name</u>	<u>Title</u>
Stephen P. St. Cyr	Manager

The above information is requested for our office directory:

**N.H. PUBLIC UTILITY COMMISSION**  
21 South Fruit Street, Suite 10  
Concord, New Hampshire 03301  
(603) 271-2431



# TABLE OF CONTENTS

Sewer Utility

Schedule #	Title of Schedule	Page
------------	-------------------	------

## General Corporate Information Schedule

A-1	General Instructions .....	1
A-2	Identity of Respondent .....	3
A-3	Oath .....	4
A-4	List of Officers and Directors .....	5
A-5	Shareholders and Voting Powers .....	6
A-6	List of Towns Served .....	7
A-7	Payments to Individuals .....	7
A-8	Management Fees and Expenses .....	8
A-9	Affiliation of Officers and Directors .....	9
A-11	Business Transactions with Related Parties .....	10
A-12	Important Changes During the Year .....	12

## Financial Schedules

F-1	Balance Sheet .....	15
F-2	Income Statement .....	17
F-3	Statement of Retained Earnings (Acct 215) .....	18
F-4	Statement of Proprietary Capital (Acct 218) .....	18
F-5	Statement of Changes in Financial Position .....	19
F-6	Utility Plant (Accts 101->105) & Accumulated Depreciation (Acct 108) .....	21
F-7	Utility Plant Acquisition Adjustments (Accts 114-115) .....	21
F-8	Utility Plant In Service (Accts 101 & 104) .....	22
F-10	Construction Work In Progress (Acct 105) .....	23
F-11	Accumulated Depreciation & Amortization of Utility Plant In Service (Acct 108) .....	24
F-12	Annual Depreciation Charge .....	25
F-31	Equity Capital (Accts 201 & 204) .....	26
F-35	Long Term Debt (Acct 223 & 224) .....	26
F-36	Notes Payable (Acct 232) .....	27
F-38	Accrued and Prepaid Taxes (Accts 236 & 162) .....	28
F-46	Contribution In Aid to Construction [CIAC] (Acct 271) .....	30
F-46.1	Accumulated Amortization of CIAC (Acct 272) .....	30
F-46.2	Additions to CIAC from Main Extension Charges and Customer Connection Charges .....	31
F-46.3	Additions to CIAC received from All Developers or Contractors Agreements .....	31

## TABLE OF CONTENTS (cont'd)

Sewer Utility

Schedule # Title of Schedule Page

### Financial Schedules (cont'd)

F-47	Operating Revenues (Acct 400) .....	32
F-48	Operating Expenses (Acct 401) .....	33
F-49	Amortization of Utility Plant Acq Adj (Acct 406) & Amortization Expense - Other (Acct 407) .....	34
F-50	Taxes Charged During Year (Accts 408 & 409) .....	35
F-56	Reconciliation of Reported Net Income with Taxable Income for Federal Income Taxes .....	36
F-57	Donations and Gifts .....	37
F-58	Distribution of Salaries and Wages .....	38

### Statistical Schedules

S-1	Revenue By Rates .....	39
S-4	Sewerage Treatment Facilities .....	40
S-6	Lift Stations .....	41
S-7	Tanks, Standpipes, Reservoirs .....	42
S-8	Active Services, Measured and Flat Rates .....	42
S-9	Number and Type of Customers .....	42
S-10	Collection Sewers - Force & Gravity .....	43

Annual Report of \_\_\_\_\_ Year ended December 31, \_\_\_\_\_

## A-1 GENERAL INSTRUCTIONS

1. This Annual Report form is for the use of sewer companies operating in the State of New Hampshire.
2. This form shall be filed with the New Hampshire Public Utilities Commission, 8 Old Suncook Road, Concord, NH 03301-7139, on or before March 31 of each year, according to the requirements of New Hampshire RSA 374:13, *Form of Accounts and Records*.
3. The word "Respondent," whenever used in this report, means the person, firm, association or corporation on whose behalf the report is filed.
4. The report should be typed, legible and in permanent form. A computer facsimile report, or a 3 1/2" floppy disk (using QuattroPro [preferred], Lotus, or Excel) and one hard copy (if submitted on standard 8 1/2" x 11" paper), will be accepted. All dollar amounts should be reported to the nearest whole dollar.
5. Unless otherwise indicated, the information required in the Annual Report shall be taken from the accounts and other records prescribed in PART Puc 1709. The definitions, instructions, accounting terms and phrases contained therein shall be interpreted according to PART Puc 1709, *Uniform System of Accounts for Sewer Utilities*, as prescribed by this Commission, shall apply to this report whenever applicable.
6. Instructions should be carefully observed and each question should be answered fully and accurately whether or not it has been answered in a previous Annual Report. If the word "No," or "None" truly and completely states the fact, it should be used to answer any particular inquiry or any portion thereof. If any schedule or inquiry is inapplicable to the Respondent, the words "Not Applicable" or "n/a" should be used.
7. Entries of a contrary, or opposite character (such as decreases reported in a column providing for both increases and decreases) should be enclosed in parentheses "( )."
8. Whenever schedules call for comparisons of figures of a previous year, the figures reported must be based on those shown by the Annual Report of the previous year, or an appropriate narrative explanation given and submitted as an attachment to the Annual Report.
9. Attachments and additional schedules inserted for further explanation of accounts or schedules should be made on durable paper conforming to this form in size and width of margin. The inserts should be securely bound in the report. Inserts should bear the name of the Respondent, the applicable year of the report, the schedule numbers, and titles of the schedules to which they pertain.

Annual Report of \_\_\_\_\_ Year ended December 31, \_\_\_\_\_

### A-1 GENERAL INSTRUCTIONS (cont'd)

10. If the Respondent makes a report for a period less than a calendar year, or other than the normal calendar year (January through December), the beginning and the end of the period covered must be clearly stated on the front cover and throughout the report where the year or period is required to be stated.
11. Whenever schedules request "*Current Year End Balances*" and "*Previous Year End Balances*," the figures reported are based on fiscal year end general ledger account balances.
12. Increases of greater than 10%, in Operation and Maintenance only, from the preceding year are to be explained in a letter.
13. The following is an explanation of the symbols used on the enclosed schedules:
  - a. "->" means "through." Example; Accounts 101 -> 105.
  - b. "-" means "minus." Example; Accounts 108-110.
  - c. "+" means "plus." Example; Accounts 281+282.

**A-2 IDENTITY OF RESPONDENT**


- 1 Give the exact name under which the utility does business: Bedford Waste Services Corp.
  
- 2 Full name of any other utility acquired during the year and date of acquisition: None
  
- 3 Location of principal office: Bedford, N. H.
  
- 4 State whether the utility is a corporation, joint stock association, a firm or partnership, or an individual: Corporation
  
- 5 If a corporation or association, give date of incorporation, State under whose laws incorporated, and whether incorporated under special act or general law: June 23, 1994 - N. H.
- 6 If incorporated under special act, given chapter and session date: N/A
  
- 7 Give date when company was originally organized and date of any reorganization: June 23, 1994
  
- 8 Name and addresses of principal office of any corporations, trusts or association owning, controlling or operating respondent: N/A
  
- 9 Name and addresses of principal office of any corporation, trusts or association owned, controlled or operated by the respondent: N/A
  
- 10 Date when respondent first began to operate as a utility\*: April 1, 1995
  
- 11 If the respondent is engaged in any business not related to utility operation, give particulars: N/A
  
- 12 If the status of the respondent has changed during the year in respect to any of the statements made above, give particulars: N/A
  
- 13 If the utility is a foreign corporation which operated in New Hampshire prior to June 1, 1911, give date on which permission was granted to operate under N. H. RSA 374:25, Exceptions and N. H. RSA 374:26 Permission. N/A

\*If engaged in operations of utilities of more than one type, give dates for each.



A-3 OATH

ANNUAL REPORT  
of  
Bedford Waste Services Corp.  
  
TO THE  
STATE OF NEW HAMPSHIRE  
PUBLIC UTILITIES COMMISSION  
For the year ended December 31,  
2015



State of New Hampshire.  
County of Hillsborough

I, the undersigned, **Stephen P. St. Cyr** of the Bedford Waste Services Corp. on our oath do severally say that the foregoing report has been prepared, under our direction, from the original books, papers and records of said utility, that we carefully examined the same, and declare the same to be a complete and correct statement of the business and affairs of said utility, in respect to each and every matter and thing therein set forth to the best of our knowledge, information and belief, and that the accounts and figures contained in the foregoing report embraces all of the financial operations of said utility during the period for which said report is made.

Stephen P. St. Cyr Manager

Subscribed and sworn to before me this

30 day of June 2016.

Lisa M. Caldwell  
Lisa M. Caldwell



**A-4 LIST OF OFFICERS**

\*Includes compensation received from all sources except directors fee.

Line No.	Title of Officer	Name	Residence	Compensation*
1	President	Robert S. LaMontagne	Bedford N. H.	\$ -
2				
3				
4				
5				
6				
7				
8				
9				
10				

**LIST OF DIRECTORS**

Line No.	Name	Residence	Length of Term	Term Expires	No. of Meetings Attended	Annual Fees
11	Robert S. LaMontagne	same as above	N/A	N/A	0	\$ -
12						
13						
14						
15						
16						
17						
18						
19						
20						
21						
22						
23						
24					0	\$ -
25	List Directors' Fee per meeting					\$ -

\* Includes compensation received from all sources except directors fees.

**A-5 SHAREHOLDER AND VOTING POWERS**

Line No.	Indicate total of voting power of security holders at close of year. 10 Indicate total number of shareholders of record at close of year according to classes of stock: Preferred Common Indicate the total number of votes cast at the latest general meeting: N/A Give date and place of such meeting: N/A Give the following information concerning the ten security holders having the highest voting powers in the corporation, the officers, directors and each holder of one percent or more of the voting stock: (Section 7, Chapter 182, Laws of 1933)	Votes	Address	No. of Votes	Number of Shares Owned	
					Common	Preferred
1						
2						
3		0				
4		1				
5						
6						
7						
8						
9	Robert S. LaMontagne		Bedford, N. H.	10	10	0
10						
11						
12						
13						
14						
15						
16						
17						
18						
19						
20						

**A-6 LIST OF TOWNS SERVED**

List by operating divisions the towns served directly, indicating those in which franchise is for limited area by an asterisk (\*) after name. Give population of the area and the number of customers.

Line No.	Town	Population of Area	Number of Customers	Line No.	Town	Population of Area	Number of Customers
1	Bedford	21,203	78	16	Sub Totals Forward:	21,203	78
2							
3							
4							
5							
6							
7							
8							
9							
10							
11							
12							
13							
14							
15	Sub Totals Forward:	21,203	78	30	Total	21,203	78

**A-7 PAYMENTS TO INDIVIDUALS**

List names of all individuals, partnerships, or corporations to whom payments totaling \$10,000 or more for services rendered were made or accrued during the year, and the amount paid or accrued to each. Where payments or accruals to the individual members of a partnership or firm together total \$10,000 or more, list each individual and the amount paid or due each.

Line No.	Name	Address	Amount
1	AAA Pump Service, Inc.	Manchester N. H.	13,102
2			
3			
4			
5			
6			
7			
8			
9			
10			
11			
12			
13			
14			
15			
16			
17			
18			
19			
20	Total		\$ 13,102

**A-8 MANAGEMENT FEES AND EXPENSES**

List all individuals, associations, corporations or concerns with whom the company has any contract or agreement covering management or supervision of its affairs such as accounting, financing, engineering, construction, purchasing operation, etc., and show the total amount paid to each for the year. Designate by asterisk (\*) those organizations which are "Affiliates" as defined in Chapter 182, Section 1, Laws of 1933.

Line No.	Name (b)	Date of Contract (c)	Date of Expiration (d)	Character of Services (e)	Amount Paid or Accrued for each Class (f)	Distribution of Accruals or Payments		
						To Fixed Capital (g)	To Operating Expense (h)	To Other Accounts (i)
1	St. Cyr & Associates	1/1/2014	12/31/2014	Management	\$ 8,429		\$ 8,429	
2	AAA Pump Services	1/1/2014	12/31/2014	Oper. & Maint.	13,102	13,102		
3								
4								
5								
6								
7								
8								
9								
10								
11								
<b>Totals</b>					\$ 21,531	\$ 13,102	\$ 8,429	\$ -

Have copies of all contracts or agreements been filed with the commission? N/A

Detail of Distributed Charges to Operating Expenses (Column h)			
Line No.	Contract/Agreement Name	Account No.	Amount
12	St. Cyr & Associates	730	\$ 8,429
13			
14			
15			
16			
17			
18			
19			
20			
21			
22			
23			
24			
25			
26			
27			
28			
29			
30			
<b>Total</b>			\$ 8,429

**A-9 BUSINESS CONTRACTS WITH OFFICERS, DIRECTORS AND AFFILIATES**

List all contracts, agreements, or other business agreements\* entered into during the calendar year (other than compensation related to position with Respondents) between the Respondent and officer and director listed on Schedule A-3, Oath. In addition, provide the same information with respect to professional services for each firm partnership, or organization with which the officer and director is affiliated.

Line No.	Name of Officer, Director or Affiliate	Identification of Service or Product	Affiliation or Connection	Amount	Name and Address of Affiliate Entity
1	None				
2					
3					
4					
5					
6					
7					
8					
9					
10					
11					
12					
13					
14					
15					
16					
17					
18					
19					
20					
21					
22					
23					

\* Business Agreements, for this schedule, shall mean any oral or written business arrangement which binds the concerned parties for the products or services during the reporting year and future years. Although the Respondent and/or other companies will benefit from the arrangements, the officer or director is, however, acting on behalf or for the benefit of other companies or persons.

**A-11 BUSINESS TRANSACTIONS WITH RELATED PARTIES**

List each contract, agreement, or other business transaction exceeding a cumulative amount of \$500 in any one year, entered into between the Respondent and a business or financial organization, firm, or partnership named on Schedule A-3. Oath, identifying the parties, amounts, dates and product, asset or service involved.

**PART 1-SERVICES AND PRODUCTS RECEIVED OR PROVIDED**

List all transactions involving services and products received or provided. This would include management, legal and accounting services; computer services; engineering & construction services; repairing and servicing of equipment; material and supplies furnished; leasing of structures, land and equipment; all rental transactions; sale, purchase or transfer of various products.

Line No.	Name of Company or Related Party	Description of Service and/or Name of Product	Contract or Agreement Effective Dates	Annual Charges	
				(P) urchased or (S) old	Amount
1					
2	None				
3					
4					
5					
6					
7					
8					
9					
10					
11					
12					
13					
14					
15					
16					
17					
18					
19					
20					

**A-11 BUSINESS TRANSACTIONS WITH RELATED PARTIES  
PART II - SALE, PURCHASE AND TRANSFER OF ASSETS**

List all transactions relating to the purchase, sale or transfer of assets. Examples of transaction types include: (1) purchase, sale or transfer of equipment, (2) purchase, sale or transfer of land and structures, (3) purchase, sale or transfer of securities, (4) noncash transfers of assets, (5) noncash dividends other than stock dividends, (6) write off of bad debts or loans.

Columnar instructions are as follows:

- (a) Enter name of related party or company.
- (b) Describe the type of assets purchased, sold or transferred.
- (c) Enter the total received or paid. Indicate purchase with "P" and sale with "S".
- (d) Enter the net book cost for each item reported.
- (e) Enter the net profit or loss for each item (column (c) - column (d)).
- (f) Enter the fair market value for each item reported. In space below or in a supplemental schedule, describe the basis used to calculate fair market value.

Line No.	Name of Company or Related Party (a)	Description of Items (b)	Sale or Purchase Price (c)	Net Book Value (d)	Gain or Loss (e)	Fair Market Value (f)
1	NONE					
2						
3						
4						
5						
6						
7						
8						
9						
10						
11						
12						



**A-12 IMPORTANT CHANGES DURING THE YEAR**

Give concise answers to each of the following, numbering them in accordance with the inquiries. Each inquiry should be answered. If "none" or "not applicable" state that fact as a response. If information which answers an inquiry is given elsewhere in the report, reference to the schedule in which it appears will be sufficient.

1. Changes in and important additions to franchise rights: Describe the actual consideration given therefore and state from whom the franchise rights were acquired. If acquired without the payment of consideration, state that fact. NONE
2. Acquisition of ownership in other companies; reorganization, merger, or consolidation with other companies: give names of companies involved, particulars concerning the transactions, and reference to Commission authorization. NONE
3. Brief description of source of supply, pumping, treatment, and transmission and distribution plant under construction at end of year. NONE
4. Brief description of source of supply, pumping, treatment, and transmission and distribution plant, operation of which was begun during the year. The Company replaced 6 pumps.
5. Extensions of system (mains and service) to new franchise areas under construction at end of year. NONE
6. Extensions of the system (mains and service) put into operation during the year. NONE
7. Completed plant purchased, leased, sold or dismantled: Specifying items, parties and dates, and also reference to NHPUC docket number under which authority was given to acquire, lease, or sell. For purchase and sale of completed plants, specify the date on which deed was executed. NONE
8. Statement of important units of plant and equipment installed or permanently withdrawn from service during the year, not covered by inquiries 3 to 7 preceding. NONE
9. Changes in articles of incorporation or amendments to charter: Explain the nature and purpose of such changes or amendments. NONE
10. State briefly the status of any materially important legal proceedings pending at the end of the year, and the results of any such proceedings culminated during the year. NONE

**A-12 IMPORTANT CHANGES DURING THE YEAR (cont'd)**

11. Obligation incurred or assumed by respondent as guarantor for the performance by another of any agreement or obligation, excluding ordinary commercial paper maturing on demand or not later than one year after date of issue: State on behalf of whom the obligation was assumed and amount of the obligation. Give reference to Commission authorization if any was required. NONE
  
12. Estimated increase or decrease in annual revenues due to important rate changes: State effective date and approximate amount of increase or decrease for each revenue classification and the number of customers affected. NONE
  
13. State the annual effect of each important change in wage scales. Include also the effective date and the portion applicable to operations. NONE
  
14. All other important financial changes, including the dates purposes of all investment advances made during the year to or from an associated company. NONE
  
15. Describe briefly any materially important transaction of the respondent not disclosed elsewhere in this report in which an officer, director, security holder, voting trustee, associated company or known associate of any of these persons was a party or in which any person had a material interest. NONE

**THIS PAGE LEFT BLANK INTENTIONALLY**

Sewer Utility

**F-1 BALANCE SHEET**  
**Assets and Other Debits**

Line #	Acct #	Account Title (a)	Ref Sch (b)	Current Year End Balance (c)	Previous Year End Balance (d)	Increase or Decrease (e)
1		<b>UTILITY PLANT</b>				
2	101->105	Utility Plant	F-6	\$591,908	\$581,096	\$10,812
3	108	Less: Accumulated Depreciation & Amortization	F-6	452,259	\$431,878	20,381
4		Net Plant		\$139,649	\$149,218	(\$9,569)
5	114-115	Utility Plant Acquisition Adjustment - Net	F-7			
6		Total Net Utility Plant		\$139,649	\$149,218	(\$9,569)
7						
8		<b>OTHER PROPERTY AND INVESTMENTS</b>				
9	121	Nonutility Property	-			
10	122	Less: Accumulated Depreciation & Amortization	-			
11		Net Nonutility Property				
12	123	Investment in Associated Companies	-			
13	124	Utility Investments	-			
14		Total Other Property and Investments				
15						
16		<b>CURRENT AND ACCRUED ASSETS</b>				
17	131	Cash	-	\$1,145	\$965	\$180
18	132	Special Deposits	-	387	387	-
19	135	Temporary Cash Investments	-			
20	141-143	Accounts Receivable - Net	-	30,676	26,311	4,365
21	145	Accounts Receivable from Associated Companies	-			
22	146	Notes Receivable from Associated Companies	-			
23	151	Plant Materials and Supplies	-			
24	162	Prepayments	-	844	873	(29)
25	174	Miscellaneous Current and Accrued Assets	-			
26		Total Current and Accrued Assets		\$33,052	\$28,536	\$4,516
27						
28		<b>DEFERRED DEBITS</b>				
29	184	Clearing Accounts	-			
30	186	Miscellaneous Deferred Debits	-	\$7,618	\$8,216	(\$598)
31	190	Accum Deferred Income Taxes	-			
32		Total Deferred Debits		\$7,618	\$8,216	(\$598)
33		<b>TOTAL ASSETS AND OTHER DEBITS</b>		<b>\$180,319</b>	<b>\$185,970</b>	<b>(\$5,651)</b>

\$1

\$1

**F-1 BALANCE SHEET**  
**Liabilities and Capital**

Line #	Acct #	Account Title (a)	Ref Sch (b)	Current Year End Balance (c)	Previous Year End Balance (d)	Increase or (Decrease) (e)
1		<b>EQUITY CAPITAL</b>				
2	201	Common Stock Issued	F-31	\$ 1,000	\$ 1,000	\$ -
3	203	Common Stock Subscribed	-			
4	204	Preferred Stock Issued	F-31			
5	205	Preferred Stock Subscribed	-			
6	207	Premium on Capital Stock	-			
7	211	Other Paid In Capital	-	10,000	10,000	-
8	215	Retained Earnings	F-3	(32,966)	(27,731)	(5,235)
9	218	Proprietary Capital	F-4			
10		Total Equity Capital		\$ (21,966)	\$ (16,731)	\$ (5,235)
11		<b>LONG TERM DEBT</b>				
12						
13	223	Advances from Associated Companies	F-35			
14	224	Other Long-Term Debt	F-35	154,932	161,734	(6,802)
15		Total Long Term Debt		\$ 154,932	\$ 161,734	\$ (6,802)
16		<b>CURRENT AND ACCRUED LIABILITIES</b>				
17						
18	231	Accounts Payable	-			
19	232	Notes Payable	F-36			
20	233	Accounts Payable to Associated Companies	-			
21	235	Customer Deposits	-			
22	236	Accrued Taxes	F-38			
23	237	Accrued Interest	-			
24	241	Miscellaneous	-	14,884	6,341	8,543
25		Total Current and Accrued Liabilities		\$ 14,884	\$ 6,341	\$ 8,543
26		<b>OTHER LIABILITIES</b>				
27						
28	252	Advances for Construction	-			
29	253	Other Deferred Credits	-			
30	255	Accum Deferred Investment Tax Credit	-			
31	265	Miscellaneous Operating Reserves	-			
32	271-272	Contributions In Aid of Construction - Net	F-46	\$ 32,469	\$ 34,626	(2,157)
33	281->283	Accumulated Deferred Income Taxes	-			
34		Total Other Liabilities		\$ 32,469	\$ 34,626	\$ (2,157)
35		<b>TOTAL LIABILITIES AND CAPITAL</b>		\$ 180,319	\$ 185,970	\$ (5,651)

(\$1)

(\$1)

## F-2 STATEMENT OF INCOME

Line #	Acct #	Account Title (a)	Ref Sch (b)	Current Year (c)	Previous Year (d)	Increase or Decrease (e)
1		<b>UTILITY OPERATING INCOME</b>				
2	400	Operating Revenue	F-47	\$50,127	\$ 51,059	\$ (932)
3		Operating Expenses:				
4	401	Operating	F-48	\$16,017	\$ 14,859	\$ 1,158
5	403	Depreciation	F-12	\$24,179	23,081	1,098
	405	Amortization of CIAC	F-46.4	(2,157)	(2,157)	(0)
6	406	Amortization of Utility Plant Acquisition Adj	F-49			
7	407	Amortization - Other	F-49			
8	408	Taxes Other Than Income	F-50	\$4,034	3,851	183
9	-	Income Taxes (409.1, 410.1, 411.1, 412.1)	-			
10		Total Operating Expenses		\$ 42,072	\$ 39,634	\$ 2,438
11		Net Operating Income (Loss)		\$ 8,055	\$ 11,425	\$ (3,370)
12						
13		<b>OTHER INCOME AND DEDUCTIONS</b>				
14	419	Interest & Dividend Income	-	\$ -	\$ -	\$ -
15	420	Allow for Funds Used During Construction	-			
16	421	Nonutility Income	-			
17	426	Miscellaneous Nonutility Expenses	-			
18	427	Interest Expense	-	(13,290)	(13,813)	523
19	-	Taxes Applicable to Other Income	-			
20	-	(409.2, 410.2, 411.2, 412.2)				
21		Total Other Income and Deductions		\$ (13,290)	\$ (13,813)	\$ 523
22		<b>NET INCOME (LOSS)</b>		\$ (5,235)	\$ (2,388)	\$ (2,847)

Sewer Utility

**F-3 STATEMENT OF RETAINED EARNINGS (Account 215)**

1. Report below the particulars for each category of Retained Earnings.
2. Explain, and give, details of changes effected during the year.
3. State balance and purpose of each appropriated Retained Earnings amount at end of year.

Line #	Item (a)	Appropriated (b)	Unappropriated (c)
1	Balance at beginning of year		(27,731)
2	Changes during the year (specify):		
3	2014 Net Income (Loss)		(5,235)
4			
5			
6			
7			
8			
9	Balance at end of year		(32,966)

**F-4 STATEMENT OF PROPRIETARY CAPITAL (Account 218)  
(for proprietorship and partnership only)**

1. Report below particulars concerning this account.
2. Explain and give particulars of important adjustments during the year.

Line #	Item (a)	Amount (b)
1	Balance at beginning of year	N/A
2	Changes during the year (specify):	
3		
4		
5		
6		
7		
8		
9	Balance at end of year	



## F-5 STATEMENT OF CHANGES IN FINANCIAL POSITION

- 1 This statement is not restricted to those items which are nonconcurrent in nature. It is intended that this statement be flexible enough in nature so that latitude can be given, under the classification of "Other", to allow for disclosure of all significant changes and transactions, whether they are within or outside of the current asset and liability groups.
- 2 Under "Other" specify significant amounts and group remaining amounts.
- 3 Enter the current year covered by this annual report in column (b), and the year prior to this report in column (c).
- 4 Clarifications and explanations should be listed below the schedule.

Line No.	Sources of Funds (a)	Current Year 2015 (b)	Prior Year 2014 (c)
1	<b>Internal Sources:</b>		
2	Net Income	\$ (5,235)	\$ (2,388)
3	Charges (Credits) to Income Not Requiring Funds.		
4	Depreciation	\$24,179	23,081
5	Amortization	(2,157)	(2,157)
6	Deferred Income Taxes and Investment Tax Credits (Net)		
7	Capitalized Allowance for Funds Used During Construction		
8	Other (Net)	4,806	3,857
9	Total From Internal Sources	\$ 21,592	\$ 22,393
10	Adjustments to Retained Earnings		
11	Net From Internal Sources	\$ 21,592	\$ 22,393
12	<b>EXTERNAL SOURCES:</b>		
13	Long-term debt (bonds, debentures, etc.; net proceeds & payments)		
14	Common Stock (net proceeds and payments)		
15	Net Increase In Short Term Debt (include commercial paper)		
16	Other (Net):		
17			
18	Total From External Sources	\$ -	\$ -
19	Other Sources *		
20	Net Decrease in Working Capital Excluding Short Term Debt		
21	Other		
22	Total Financial Resources Provided	\$ 21,592	\$ 22,393
<b>Application of Funds</b>			
23	<b>Construction and Plant Expenditures (include land):</b>		
24	Gross Additions		
25	Sewer Plant	\$14,610	19,830
26	Nonutility Plant		
27	Other		
28	Total Gross Additions	\$ 14,610	\$ 19,830
29	Less: Contribution in Aid of Construction		
30	Total Construction and Plant Expenditures	\$ 14,610	\$ 19,830
31	<b>Retirement of Debt and Securities:</b>		
32	Long-Term Debt (bonds, debentures, etc; net proceeds & payments)	\$ 6,802	\$ 6,281
33	Redemption of Capital Stock		
34	Net Decrease in Short Term Debt (include commercial paper)		
35	Other (Net)		
36			
37			
38	Total Retirement of Debt and Securities	\$ 6,802	\$ 6,281
39	Other Resources were used for *		
40	Net Increase in Working Capital Excluding Short Term Debt	\$ 6,802	\$ 6,281
41	Other		
42	Total Financial Resources Used	\$ 21,412	\$ 26,111

\* Such as net increase or decrease in working capital excluding short-term debt, purchase or sale of other non-current assets, investments in and advances to and from associated companies and subsidiaries, and all other items not provided for elsewhere.

## Notes to Schedule F-5

Beginning Cash	\$ 1,352	\$ 5,070
Financial Resources Provided	21,592	22,393
Financial Resources Used	(21,412)	(26,111)
Ending Cash	\$ 1,532	\$ 1,352

Sewer Utility

**F-6 UTILITY PLANT (Accounts 101 -> 105) AND  
ACCUMULATED DEPRECIATION AND AMORTIZATION (Account 108)**

Line #	Acct #	Account (a)	Ref Sch (b)	Current Year End Balance (c)	Previous Year End Balance (d)	Increase or (Decrease) (e)
1		<b>UTILITY PLANT ACCOUNTS</b>				
2	101	Utility Plant in Service - Acct (351 -> 398)	F-8	\$591,908	\$581,096	\$10,812
3	103	Property Held for Future Use	-			
4	104	Utility Plant Purchased or Sold	F-8			
5	105	Construction Work In Progress	F-10			
6		Total Utility Plant		\$591,908	\$581,096	\$10,812
7						
8		<b>ACCUMULATED DEPRECIATION &amp; AMORTIZATION</b>				
9	108	Accumulated Depreciation & Amortization	F-11	\$452,259	\$431,878	\$20,381
10		<b>NET PLANT</b>		\$139,649	\$149,218	(\$9,569)

**F-7 UTILITY PLANT ACQUISITION ADJUSTMENTS (Accounts 114 - 115)**

Report each acquisition adjustment and related accumulated amortization separately. For any acquisition adjustment approved by the Commission, include the order number.

Line #	Acct #	Account (a)	Current Year End Balance (c)	Previous Year End Balance (d)	Increase or (Decrease) (e)
1	114	Acquisition Adjustments			
2		None			
3					
4					
5					
6		Total Utility Plant Acquisition Adjustments			
7	115	Accumulated Amortization			
8					
9					
10					
11					
12		Total Accumulated Amortization			
13		<b>NET ACQUISITION ADJUSTMENTS</b>			

Sewer Utility

**F-8 UTILITY PLANT IN SERVICE (Accounts 101 and 104)**

(In addition to Account 101, Utility Plant in Service, this schedule includes Account 104, Utility Plant Purchased or Sold)

1. Report below the original cost of sewer plant in service according to prescribed accounts.
2. Do not include as adjustments, corrections of additions and retirements for the current or preceding year. Such items should be included in column (c) or (d) as appropriate.
3. Credit adjustments of plant accounts should be enclosed in parentheses "( )" to indicate the negative effect of such amounts.
4. Reclassification or transfers within utility plant accounts should be shown in column (f). Also include in column (f) the addition or reductions of primary account classification arising from distribution of amounts initially recorded in Account 104, Utility Plant Purchased or Sold. In showing the clearance of Account 104, include in column (c) the amounts with respect to accumulated depreciation, acquisition adjustments, etc., and show in column (f) only the offset to the debits or credits distributed in column (f) to primary account classification.

Line #	Acct #	Account (a)	Balance at					Balance at End of Year (g)
			Beginning of Year (b)	Additions (c)	Retirements (d)	Adjustments (e)	Transfers (f)	
1	351	Organization						
2	352	Franchises						
3	353	Land and Land Rights						
4	354	Structures and Improvements						
5	360	Collection Sewers - Force						
6	361	Collection Sewers - Gravity						
7	362	Special Collecting Structures						
8	363	Services to Customers						
9	364	Flow Measuring Devices						
10	365	Flow Measuring Installation						
11	370	Receiving Wells						
12	371	Pumping Equipment	\$137,129	\$14,610	(\$3,798)	(\$1)		\$147,940
13	380	Treatment and Disposal Equipment						
14	381	Plant Sewers						
15	382	Outfall Sewer Lines	\$76,563					\$76,563
16	389	Other Plant and Miscellaneous Equipment	\$67,761			\$1		\$67,762
17	390	Office Furniture and Equipment						
18	391	Transportation Equipment						
19	393	Tools, Shop and Garage Equipment						
20	395	Power Operated Equipment						
21	396	Communication Equipment						
22	398	Other Tangible Plant	\$299,643					\$299,643
23		<b>TOTAL UTILITY PLANT IN SERVICE</b>	<b>\$581,096</b>	<b>\$14,610</b>	<b>(\$3,798)</b>			<b>\$591,908</b>

**F-10 CONSTRUCTION WORK IN PROGRESS (Account 105)**

For each department report below descriptions and balances at end of year of projects in process of construction. For any substantial amounts of completed construction not classified for plant actually in service explain the circumstances which have prevented final classification of such amount to prescribed primary accounts for plant in service.

Line #	Description of Project (a)	Total Charged to Construction Work in Progress (Acct 105) (b)	Estimated Additional Cost of Project (c)
1	None		
2			
3			
4			
5			
6			
7			
8			
9			
10			
11			
12			
13			
14			
15			
16			
17			
18			
19			
20			
21	<b>TOTAL</b>		

Sewer Utility

**F-11 ACCUMULATED DEPRECIATION AND AMORTIZATION OF UTILITY PLANT IN SERVICE  
(Account 108)**

1. Report below the information concerning accumulated depreciation of utility plant in service at end of year and changes during the year.
2. Explain any important adjustments during the year in the blank space below the chart.
3. Explain any difference between the amount for book cost of plant retired, Line 4, column (b), and that reported in the Schedule F-8 Utility Plant In Service, column (d), exclusive of retirements of nondepreciable property.
4. The intent of the provisions of Account 108 of the Uniform System of Accounts are that retirements of depreciable plant be recorded when such plant is removed from service. There shall also be included in this schedule the amounts of plant retired, removal expenses, and salvage on an estimated basis, if necessary, with respect to any significant amount of plant actually retired from service, but, for which appropriate entries have not been made to the accumulated provision for depreciation account. The inclusion of these amounts in this schedule shall be made even though it involves a journal entry in the books of account, as of the end of the year recorded subsequent to closing of Respondent's books.

Line #	Item (a)	Accum. Depr. of Utility Plant in Service (Acct 108) (b)
1	Balance at beginning of year	\$431,878
2	Depreciation provision for year, charged to Account 403, Depreciation Expense	\$24,179
3	Net charges for plant retired	
4	Book cost of plant retired	\$3,798
5	Cost of removal	
6	Salvage (credit)	
7	Net charges for plant retired	\$3,798
8	Other (debit) or credit items	
9	Rounding	
10		
11		
12	<b>Balance at end of year</b>	<b>\$452,259</b>

Sewer Utility

**F-12 ANNUAL DEPRECIATION CHARGE**

1. Indicate cost basis from which depreciation charge calculations were derived.
2. Show separately the rates used and the total depreciation for each class of property.
3. Depreciation charges are to be computed using the straight line method. Use half year convention when appropriate. Composite rates may be used with Commission approval.
4. Total annual depreciation charge should agree with Schedule F-11, Line 2, "Depreciation provision for year," charged to Account 403, Depreciation Expense.

Line #	Class of Property (a)	Cost Basis (b)	Rate % (c)	Amount (d)
1	Pumping Equipment	\$147,941	14.29%	\$15,328
2	Piping / Structures	76,563	2.00%	1,531
3	Tanks	67,761	4.00%	2,710
4	Leach Fields	299,643	10.00/20.00%	4,609
5				
6				
7				
8				
9				
10				
11				
12				
13				
14				
15				
16				
17				
18				
19				
20				
21				
22				
23				
24	<b>TOTAL DEPRECIATION CHARGE</b>	<b>591,908</b>		<b>24,179</b>

**Annual Report of Bedford Waste Services Corp. Year ended December 31, 2015**

Sewer Utility

**F-31 CAPITAL STOCK (Accounts 201 and 204)**

1. Report below the particulars called for concerning common and preferred stock at end of year.
2. Entries on line 2 should represent the number of shares authorized by the articles of incorporation as amended to end of year.
3. Give particulars concerning shares of any class and series of stock authorized to be issued by the Commission which have not yet been issued.

Lin #	Item (a)	Common Stock (Account 201)		Preferred Stock (Account 204)
		(b)	(c)	
1	Par or Stated Value Per Share	\$100		
2	Shares Authorized	10		
3	Shares Issued and Outstanding	10		
4	Total Par Value of Stock Issued	\$1,000		
5	Dividends Declared Per Share for Year			

**F-35 LONG TERM DEBT (Account 224)**

1. Report below the particulars concerning long term debt at end of year.
2. Give particulars concerning any long term debt authorized by the Commission, but not yet issued.

Lin #	Description of Obligation (Including Nominal Date of Issue and Date of Maturity) (a)	Interest Expense (c)		Principal Balance At End of Year (d)
		Rate (b)	(c)	
1	Loan from Shareholder	8.0%	13,290	154,932
2				
3				
4				
5	TOTAL		\$ 13,290	\$ 154,932



**F-36 NOTES PAYABLE (Account 232)**

1. Report the particulars indicated concerning notes payable at end of year.
2. Give particulars of collateral pledged, if any.
3. Furnish particulars for any formal, or informal, compensating balance covering open lines of credit.
4. Any demand notes should be designated as such in column (c).
5. Minor accounts may be grouped by classes, showing the number of such amounts.
6. Report in total all other interest accrued and paid on notes discharged during the year.

Line #	Payee (a)	Interest Rate (b)	Date of Note (c)	Date of Maturity (d)	Outstanding at End of Year (e)	INTEREST DURING YEAR	
						Accrued (f)	Paid (g)
1	None						
2							
3							
4							
5	<b>TOTAL</b>						

**This Schedule is for Short-Term Notes only. Long-Term Notes should be reported on Schedule F-35.**

Sewer Utility

**F-38 ACCRUED AND PREPAID TAXES (Accounts 236 and 162)**

1. This schedule is intended to give particulars of the combined prepaid and accrued tax accounts and to show the total taxes charged to operations and other accounts during the year
2. Taxes, paid during the year and charged directly to final accounts, that is, not charged to prepaid or accrued taxes, should be included in columns (d) and (e). The balancing of the schedule is not affected by the inclusion of these taxes.
3. Taxes charged during the year, column (d), include taxes charged to operations and other accounts through, (i) accruals credited to taxes accrued, (ii) amounts credited to prepaid taxes for portions of prepaid taxes chargeable to current year, and (iii) taxes paid and charged direct to operations of accounts other than accrued and prepaid tax accounts  
The total taxes charged as shown in column (d) should agree with amounts shown in column (b) of Schedule F-50, "Taxes Charged During Year."
4. The aggregate of each kind of tax should be listed under the appropriate heading of "Federal," "State," and "Local" in such manner that the total tax for each can be readily ascertained.
5. If any tax covers more than one year, the required information of all columns should be shown separately for each year.
6. Enter all adjustments of the accrued and prepaid tax accounts in column (f) and explain each adjustment. Designate debit adjustments by parentheses "( ) "
7. Do not include in this schedule entries with respect to deferred income taxes, taxes collected through payroll deductions or otherwise pending transmittal of such taxes to the taxing authority

Line #	Type of Tax (a)	BALANCE BEGINNING OF YEAR		Taxes Charged During Year (d)	Taxes Paid During Year (e)	Adjustments (f)	BALANCE END OF YEAR	
		Taxes Accrued (Account 236) (b)	Prepaid Taxes (Account 162) (c)				Taxes Accrued (Account 236) (g)	Prepaid Taxes (Account 162) (h)
1	FEDERAL							
2								
3								
4								
5								
6								
7	Total Federal							
8	STATE							
9	Utility Property Tax		\$41	\$1,050	\$1,009			
10								
11								
12	Total State		\$41	\$1,050	\$1,009			
13	LOCAL							
14	Town of Bedford		\$741	\$2,984	\$2,991			\$748
15								
16								
17								
18	Total Local		\$741	\$2,984	\$2,991			\$748
19	<b>TOTAL TAXES</b>		<b>\$782</b>	<b>\$4,034</b>	<b>\$4,000</b>			<b>\$748</b>

**THIS PAGE LEFT BLANK INTENTIONALLY**

Sewer Utility

**F-46 CONTRIBUTIONS IN AID OF CONSTRUCTION [CIAC] (Account 271)**

- 1 Report below an analysis of the changes during the year for the respondent's CIAC.
- 2 Detail contributions received during year from main extension charges and customer connection charges; developers or contractors agreements in supplementary Schedules F-46.2 and F-46.3.
- 3 Detail charges in a footnote.

Line #	Item (a)	Amount (b)
1	Balance beginning of year (Account 271)	\$ 215,440
2	Credits during year:	
3	Contributions received from Main Extension and Customer Charges (Sch F-46.2)	-
4	Contributions received from Developer or Contractor Agreements (Sch F-46.3)	
5	Total Credits	\$ -
6	Charges during year	
7	Retirement of Contributed Plant	\$ 1,283
8	Rounding	
9		
10		
11	Balance end of year (Account 271)	\$ 214,157

**F-46.1 ACCUMULATED AMORTIZATION OF CIAC (Account 272)**

- 1 Report below the information called for concerning accumulated amortization of CIAC at end of year and changes during the year.
- 2 Explain any important adjustments during the year.

Line #	Item (a)	Amount (b)
1	Balance beginning of year (Account 272)	\$ 180,814
2	Amortization provision for year, credited to:	
3	Amortization of CIAC	2,157
4	Plant retirement	\$ 1,283
5	Other (debit) or credit items	
6	Rounding	\$ -
7		-
8	Balance end of year (Account 272)	\$ 181,688

Contribution in Aid of Construction - Net

\$ 32,469

**NOTE: Line 1, Schedule F-46, minus line 1, F-46.1, should equal line 32(d), Schedule F-1, page 16.  
Line 11, Schedule F-46, minus line 7, F-46.1, should equal line 32(c), Schedule F-1, page 16.**

Sewer Utility

**F-46.2 ADDITIONS TO CIAC  
FROM MAIN EXTENSION CHARGES AND CUSTOMER CONNECTION CHARGES RECEIVED DURING THE YEAR**

1. Report, as specified below, information applicable to credits added to CIAC received from main extension charges and customer connection charges.
2. Total credits amount reported on line 11 should agree with Schedule F-46, line 3.

Line #	Description (a)	Number of Connections (c)	Charge per Connection (d)	Amount (e)
1	None			
2				
3				
4				
5				
6				
7				
8				
9				
10				
11	<b>Total credits from main extension charges and customer connection charges</b>			

**F-46.3 ADDITIONS TO CIAC RECEIVED FROM ALL DEVELOPERS OR CONTRACTORS AGREEMENTS  
FROM WHICH CASH OR PROPERTY WAS RECEIVED DURING THE YEAR**

1. Report, as specified below, information applicable to credits added to CIAC received from developers or contractors agreements.
2. Indicate in column (b) the form of contribution received.
3. Total credits amount reported on line 11 should agree with Schedule F-46, line 4.

Line #	Description (a)	(C)ash or (P)roperty (b)	Amount (c)
1	None		
2			
3			
4			
5			
6			
7			
8			
9			
10			
11	<b>Total credits from all developers or contractors agreements from which cash or property was received</b>		

Sewer Utility

**F-46.4 CURRENT YEAR AMORTIZATION OF CIAC (Account 272)**

1. Report below the particulars concerning the amortization of CIAC received from developers or contractors agreements and from main extensions and customer connections charges.
2. Indicate the basis upon which the total for the year was derived, using the straight line method, and the computed amount for each class of property.
3. Total annual amortization for CIAC should agree with Schedule F-46.1, line 3, Amortization provision for year, charged to Account 272, Amortization of CIAC. The concurrent credit is account 403 - Depreciation Expense.

Line #	Class of Property (a)	Cost Basis (b)	Rate (c)	Amount (d)
1	Pumping Equipment	\$ 3,079	0.00%	\$ -
2	Piping / Structures	42,333	2.00%	847
3	Tanks	32,745	4.00%	1,310
4	Leach Fields	136,000	0.00%	-
5	Rounding			1
6				
7				
8				
9				
10				
11	<b>TOTAL</b>	<b>\$ 214,157</b>		<b>\$ 2,157</b>

Sewer Utility

F-47 OPERATING REVENUES (Account 400)

1. Report below the amount of operating revenue for the year for each prescribed account and the amount of increase/decrease over the preceding year.
2. If increases/decreases are not derived from previously reported figures, explain any inconsistencies.
3. Total Operating Revenues, line 21, should agree with Schedule F-2, Income Statement, line 1.
4. Number of customers should be reported on the basis of number of services, plus number of flat rate accounts. Any customer possessing more than one (1) service shall be counted as one (1) customer. The average number of customers means the average of the totals at end of each billing period.

Line #	Acct #	Account (a)	OPERATING REVENUES		AVERAGE # OF CUSTOMERS	
			Amount for Year (b)	Increase or (Decrease) from Preceding Year (c)	Number for Year (f)	Increase or (Decrease) from Preceding Year (g)
1		<b>SEWER REVENUES</b>				
2	521	Flat Rate Revenues				
3	521.1	Residential	\$ 48,600	\$ -	78	
4	521.2	Commercial				
5	521.3	Industrial				
6	521.4	Public Authorities				
7	521.5	Multiple Family Dwellings				
8	521.6	Other				
9		Total Flat Rate Revenues	\$ 48,600	\$ -	78	
10	522	Measured Revenues				
11	522.1	Residential				
12	522.2	Commercial				
13	522.3	Industrial				
14	522.4	Public Authorities				
15	522.5	Multiple Family Dwellings				
16		Total Measured Revenues	\$ -	\$ -		
17						
18	524	Revenues from Other Systems	\$ -	\$ -		
19		Sub Total Sewage Sales	\$ 48,600	\$ -		
20	536	Other Sewer Revenues	1,527	-932		
21	400	<b>TOTAL OPERATING REVENUES</b>	\$ 50,127	\$ (932)		

**BILLING ROUTINE**

Report the following information in days for Accounts 521 and 522:

1. The period for which bills are rendered. Quarterly N/A
2. The period between the date meters are read and the date customers are billed. N/A



F-48 OPERATING EXPENSES (Account 401)

OPERATION AND MAINTENANCE EXPENSE ACCOUNTS

1. Enter in the space provided the operations and maintenance expenses for the year.
2. If two or more water systems are operated, the statement of operation and maintenance accounts should be subdivided to show separately the expense of each such system in columns (d), (e), (f)
3. If the increases and decreases are not derived from previously reported figures, explain in footnotes.
4. Increase of greater than 10% must be explained separately.

Line #	Acct #	Account (a)	Total Amount for Year (b)	Increase or Decrease from Preceding Year (c)	(d)	(e)	(f)
1	701.1	Salaries and Wages - Employees					
2	702.1	Salaries and Wages - Officers, Directors and Majority Stockholders					
3	704.1	Employee Pensions and Benefits					
4	710	Purchased Sewage Treatment					
5	711	Sludge Removal					
6	715	Purchase Power					
7	716	Fuel for Power Production					
8	718	Chemicals					
9	720	Materials and Supplies	14,755	1,339			
10	730	Contractual Services					
11	740	Rents					
12	750	Transportation					
13	755	Insurance	581	6			
14	765	Regulatory Commission	157	(106)			
15	770	Bad Debt					
16	775	Miscellaneous	524	(82)			
17		Sub Total Operations	\$16,017	\$1,157			

Notes:

Sewer Utility

**F-49 AMORTIZATION OF UTILITY PLANT ACQUISITION ADJUSTMENT (Account 406)  
and  
AMORTIZATION EXPENSE - OTHER (Account 407)**

1. Report below the particulars concerning the amortization of utility plant acquisition adjustment and other amortization debits or credits which relate to utility operations and are not provided for elsewhere.
2. Indicate cost basis upon which debit/credit amortization amount was derived.
3. Total amortization amount for Accounts 406 and 407 should agree with Schedule F-2, lines 6 and 7, respectively, and applicable balance sheet account schedules.

Line #	Item (a)	Basis (b)	Percent (c)	Amount (d)
1	Amortization of Utility Plant Acquisition Adjustment - Acct 406	None		
2				
3				
4				
5				
6				
7				
8				
9	<b>TOTAL</b>			
10	Amortization Expense Other - Acct 407			
11				
12				
13				
14				
15				
16				
17				
18	<b>TOTAL</b>			



Sewer Utility

**F-56 RECONCILIATION OF REPORTED NET INCOME WITH TAXABLE INCOME  
FOR FEDERAL INCOME TAXES**

Report below a reconciliation of reported net income for the year with taxable income used in computing federal income tax accruals and show computations of such tax accruals. The reconciliation shall be submitted even though there is no taxable income for the year. Descriptions should clearly indicated the nature of each reconciling amount.

Line #	Particulars (a)	Amount (b)
1	Net income for the year per Income Statement, Schedule F-2	(\$5,235)
2	Income taxes per Income Statement, Schedule F-2 plus any adjustment to Retained	
3	Earnings, Account 215.	
4	Other reconciling amounts	
5		
6	Depreciation	5,235
7		
8		
9		
10		
11		
12		
13		
14		
15		
16		
17		
18		
19		
20		
21	Federal Taxable Net Income	
22	Computation of Tax	
23		
24		
25		
26		
27		
28		
29		
30		
31		
32		
33		

Sewer Utility

**F-57 DONATIONS AND GIFTS**

Report for each donation and gift given, the name of the recipient, purpose of transaction, account number charged and amount.  
 These amounts cannot be charged to Operating Expense accounts.

Line #	Name of Recipient (a)	Purpose (b)	Account Number Charged (c)	Amount (d)
1	None			
2				
3				
4				
5				
6				
7				
8				
9				
10				
11				
12				
13				
14				
15				
16				
17				
18				
19				
20				
21				
22				
23				
24				
25				
26				
27				
28				
29				
30				
31				
32				
33				
34				
35				
36				
37			<b>TOTAL</b>	

Sewer Utility

**F-58 DISTRIBUTION OF SALARIES AND WAGES**

Report below the distribution of total salaries and wages for the year. Segregate amounts originally charged to clearing account to Utility Departments, Construction, Plant Removals, and Other Accounts, and enter such amounts in the appropriate lines and columns provided. In determining this segregation of salaries and wages originally charged to clearing accounts a method of approximation giving substantially correct results may be used.

Line #	Classification (a)	Direct Payroll Distribution (b)	Allocation of Payroll Charged to Clearing Accounts (c)	Total (d)
1	Collection	None		
2	Pumping			
3	Treatment and Disposal			
4	Customer Accounts			
5	Administrative and General			
6	Total Operation and Maintenance			
7				
8	<b>Utility Plant</b>			
9	Construction (by utility department)			
10	Plant Removal (by utility department)			
11	Other Accounts (Specify)			
12				
13				
14				
15				
16				
17				
18				
19	Total Utility Plant			
20	<b>TOTAL SALARIES AND WAGES</b>			

**S-1 REVENUE BY RATES**

1. Report below, for each rate schedule in effect during the year, revenue and average number of customers.
2. If the sales under any rate schedule are classified in more than one revenue account, list the rate schedule under each applicable revenue account subheading.
3. Where the same customers are served under more than one rate schedule in the same revenue account classification, the entries in column (c) for the special schedule should denote the duplication in number of reported customers.
4. Number of customers should be reported on the basis of number of meters, plus number of flat rate accounts, except that where separate meter readings are added for billing purposes, one customer shall be counted for each group of meters so added. The average number of customers means the average of the twelve figures at the close of each month.

Line #	Acct #	Number and Title of Rate Schedule (a)	Revenue (b)	Average # of Customers (c)
1	521	<b>Flat Rate</b>		
2	521.1	Residential	\$ 48,600	78
3	521.2	Commercial		
4	521.3	Industrial		
5	521.4	Public Authorities		
6	521.5	Multiple Family Dwelling		
7	521.6	Other		
8			\$48,600	\$78
9				
10	522	<b>Measured</b>		
11	522.1	Residential		
12	522.2	Commercial		
13	522.3	Industrial		
14	522.4	Public Authorities		
15	522.5	Multiple Family Dwelling		
16				
17				
18	524	Other Systems		
19	536	Other Revenues	1,527	
20		<b>TOTAL</b>	<b>\$50,127</b>	<b>78</b>

Sewer Utility

S-4 SEWERAGE TREATMENT FACILITIES

Name/ID	Type	Year Constructed	Rated Capacity (GPD)	Total Processed For Year (in 1,000 gals.)
None				



**S-6 LIFT STATIONS**

List pumps where motive power is other than electric, e.g., natural gas, diesel or hydro, on separate lines even if in same pump station, and state type of motive power.

Name/ID	Area Served	Number of Pumps	HP of Largest Pump	Total Installed Capacity (gpm)	Total Pumpage For Year (gals)	Total Gravity Storage (gals)	Total Forced Storage (gals)	Type of Treatment**
	Individual Lots	78	1/2					

\*\* Chlorination (C), Filtration (F), Chemical Addition (CA), Other (O)

Sewer Utility

**S-7 TANKS, STANDPIPES, RESERVOIRS**  
(Exclude tanks inside lift stations)

Name/ID	Type	Material	Size (gal)	Year Installed	Open/Covered	Overflow Elev.	Area Served
Tanks	Septic	Concrete	1500	1994/1995	Covered		Individual Lots

**S-8 ACTIVE SERVICES, MEASURED AND FLAT RATES**  
(Include Only Property Owned by the Utility)

	1 1/2"	2"	3"	4"	6"	8"	12"	14"	16"	18"	TOTAL
	Gravity Services										
Forced Services											
Meters											
	Municipal:										
	Private:										

**S-9 NUMBER AND TYPE OF CUSTOMERS**

Residential	COMMERCIAL	INDUS.	MUNICIPAL	TOTAL	YEAR-ROUND*	SEASONAL*
78				78	78	

\* Denote with "(E)" if estimate

Sewer Utility

**S-10 COLLECTION SEWERS - FORCE & GRAVITY**  
(Length in Feet)

	Iron Ductile	Cast	PVC	Non-PVC Plastic	Transite	Cement	Galvanized Steel	Copper	TOTAL
1"									
1&1/2"									
2"			4,800						4,800
3"			1,220						1,220
4"			7,580						7,580
6"			460						460
8"									
10"									
12"									
14"									
16"									
18"									
20"									
24"									
30"									
36"									
42"									
48"									
<b>TOTAL</b>			<b>14,060</b>						<b>14,060</b>